




TROUBLESHOOTING:

RESETTING

PHOTOSHOP



RESETTING

PHOTOSHOP

WHY WOULD YOU NEED TO RESET PHOTOSHOP?

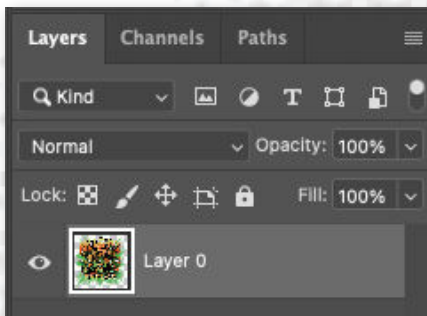
If you're experiencing command errors and noticing inverted steps, despite unchecking the invert check-box and diligently following all instructions, it's possible that your copy of Photoshop may need to be reset due to potential bugs resulting from its age and lack of recent re-installation.



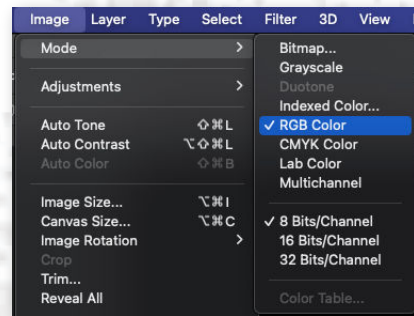
CHECK LIST BEFORE RESETTING PHOTOSHOP.

Before resetting Photoshop, go through the following checklist to ensure you're following the proper steps before running ActionSeps™.

✔ You have only one layer named is Layer 0.

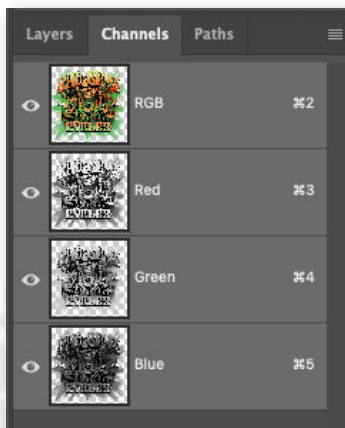


✔ Your image color mode is set to RGB.




✔ There are no channels with the name Alpha 1.

✔ BEST



✔ OK



✘ NO!!!

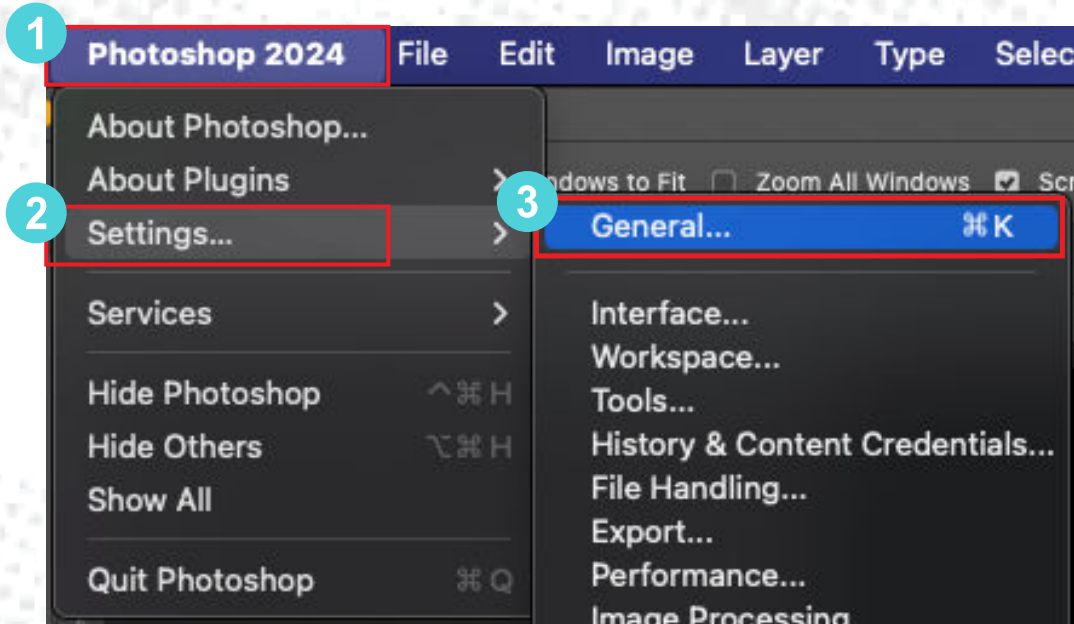


I'VE DONE ALL THAT. NOW WHAT?

Follow the step-by-step guide below, and this should resolve any issues you're having with Photoshop. If you're still experiencing problems, feel free to contact me at support@actionseps.com.

⚠ NOTE! THIS WILL RESET ALL YOUR WORKSPACES AND SAVED WORKFLOWS.

Go to Photoshop > Settings > General



Select "Reset Photoshop On Quit"

